



EXHIBIT X-12

SCHEDULE OF APPROVED WIRELESS FACILITIES

Facility Number	X-X Mobilitie Tapered Round Convention Center with RRH Concealment
Attachment Types <i>(check all that apply and provide detail below)</i>	<input checked="" type="checkbox"/> Replacement City Pole (streetlight) <input checked="" type="checkbox"/> Replacement City Property Pole (streetlight) <input type="checkbox"/> Attach to existing City Pole (streetlight) <input type="checkbox"/> Attach to existing City Property Pole (streetlight) <input type="checkbox"/> Attach to existing City Pole (traffic signal) <input type="checkbox"/> Attach to existing City Property Pole (traffic signal) <input type="checkbox"/> Attach to existing City Pole (street furniture) <input type="checkbox"/> Attach to existing City Property Pole (street furniture) <input type="checkbox"/> Attach to Non-City Pole
Attachment Type Detail	Standard Round Steel light pole with RRH concealment <i>(existing or replacement)</i>
Physical Description	<p>Mount serving antenna (no more than 12" diameter and no more than 40" height) with coax connections concealed painted to match pole and affixed to top of pole. Mount UE relay unit (no more than 9" diameter and 14" height) to side of pole below the light fixture painted to match in enclosure. Remote radio head, power, and auxiliary equipment enclosed within equipment base.</p> <p><i>Pole Replacement information for all standard light poles:</i></p> <ul style="list-style-type: none"> • <i>14' existing pole to be replaced with new pole with a max height of 16.8'</i> • <i>19' existing pole to be replaced with new pole with a max height of 22.8'</i> • <i>24' existing pole to be replaced with new pole with a max height of 28.8'</i> • <i>29' existing pole to be replaced with new pole with a max height of 34.8'</i>
Concealment	Antenna with coax connections concealed and painted to match pole. Cables run inside pole. Remote radio head, power, and auxiliary equipment concealed within stealth expanded base, not to exceed 48" in height. A maximum of an additional

	2' above enclosure will be used to add decorative tapering.
Included Documents	<p><i>The following documents:</i></p> <ul style="list-style-type: none"> A. <i>For each Attachment Type listed or checked above, an engineering drawing of replacement pole or existing pole with attached equipment. The drawing must show the location on the pole where each component of the Wireless Facility is attached or enclosed. Drawings should depict any underground portion of the typical installation for that Attachment Type.</i> B. <i>Photo showing an example of each Attachment Type listed or checked above.</i> C. <i>Photo mockup of each Attachment Type listed or checked above showing the appearance after the Approved Wireless Facility is installed.</i> <p><i>Engineering drawings and photo attachments should reflect the dimensions and characteristics of a representative actual City Pole or City Property Pole of the type to which the Approved Wireless Facility design applies rather than generic examples. Where there is considerable variation among City Poles/City Property Poles of a particular type (e.g. traffic signals), drawings can show a typical installation, provided that equipment volumes and attachment locations will not vary significantly from one installation to the next in ways that are material to the City's interests.</i></p>
RF Compliance Information	_X_ Facility conforms to information already on file ___ RF information attached
Comments	



**EXISTING / PROPOSED
CONDITIONS PLAN**


Approved by:

PIC _____ Date: _____

Street Lighting _____ Date: _____



Maverick Corporation
One Westinghouse Plaza, Suite D6,
Boston Massachusetts, 02136



SCOPE OF WORK

- (1) Remove existing round steel pole
- (2) Install new steel light pole with proposed backhaul transport equipment.

REV.NO.	DATE	DESCRIPTION
---------	------	-------------

REVISIONS

Site ID Candidate Letter:
XXXXXXXXXX

Cascade ID Candidate Letter:
XXXXXXXXXX

ADDRESS:
XXXXXXXXXX

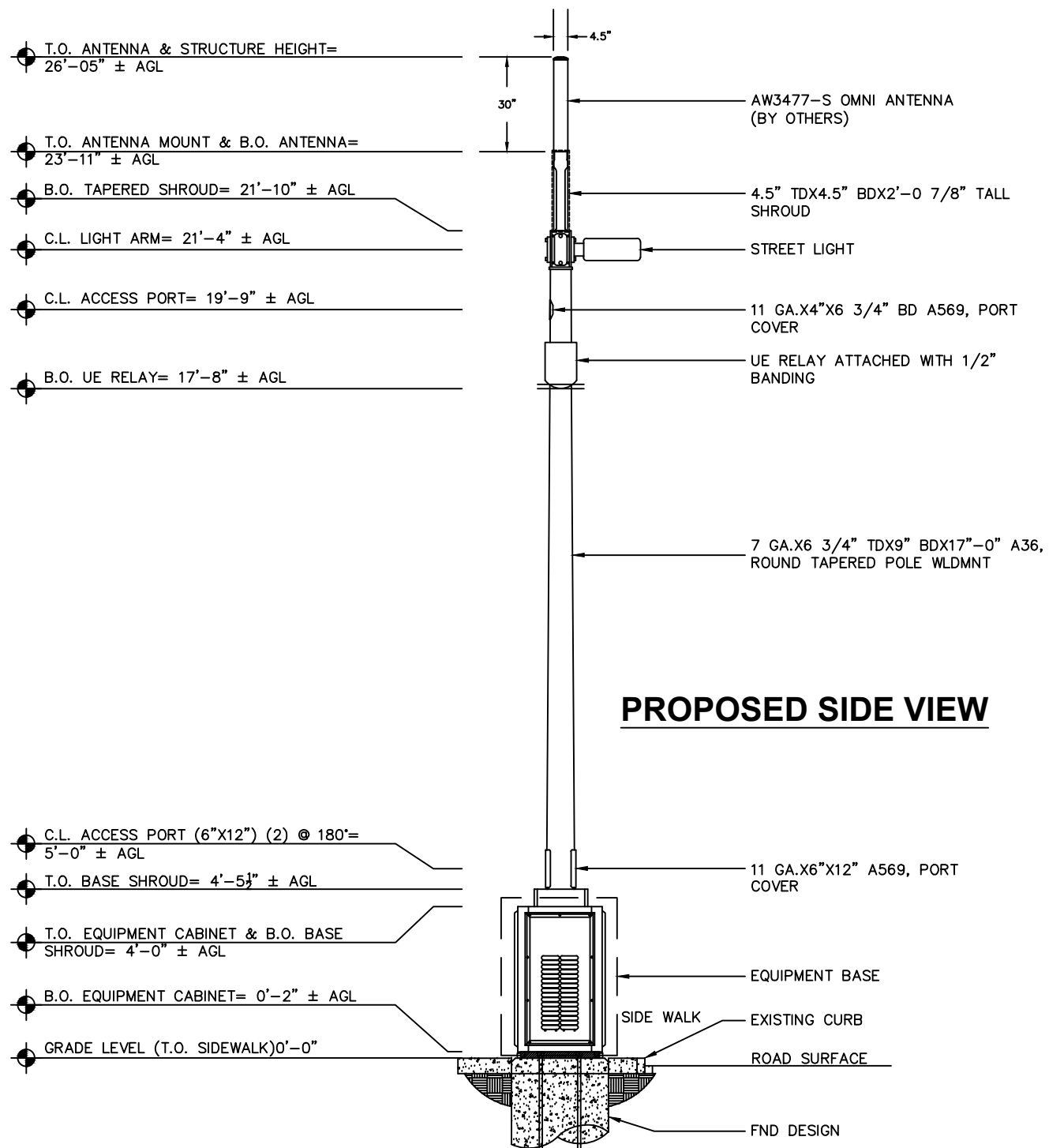
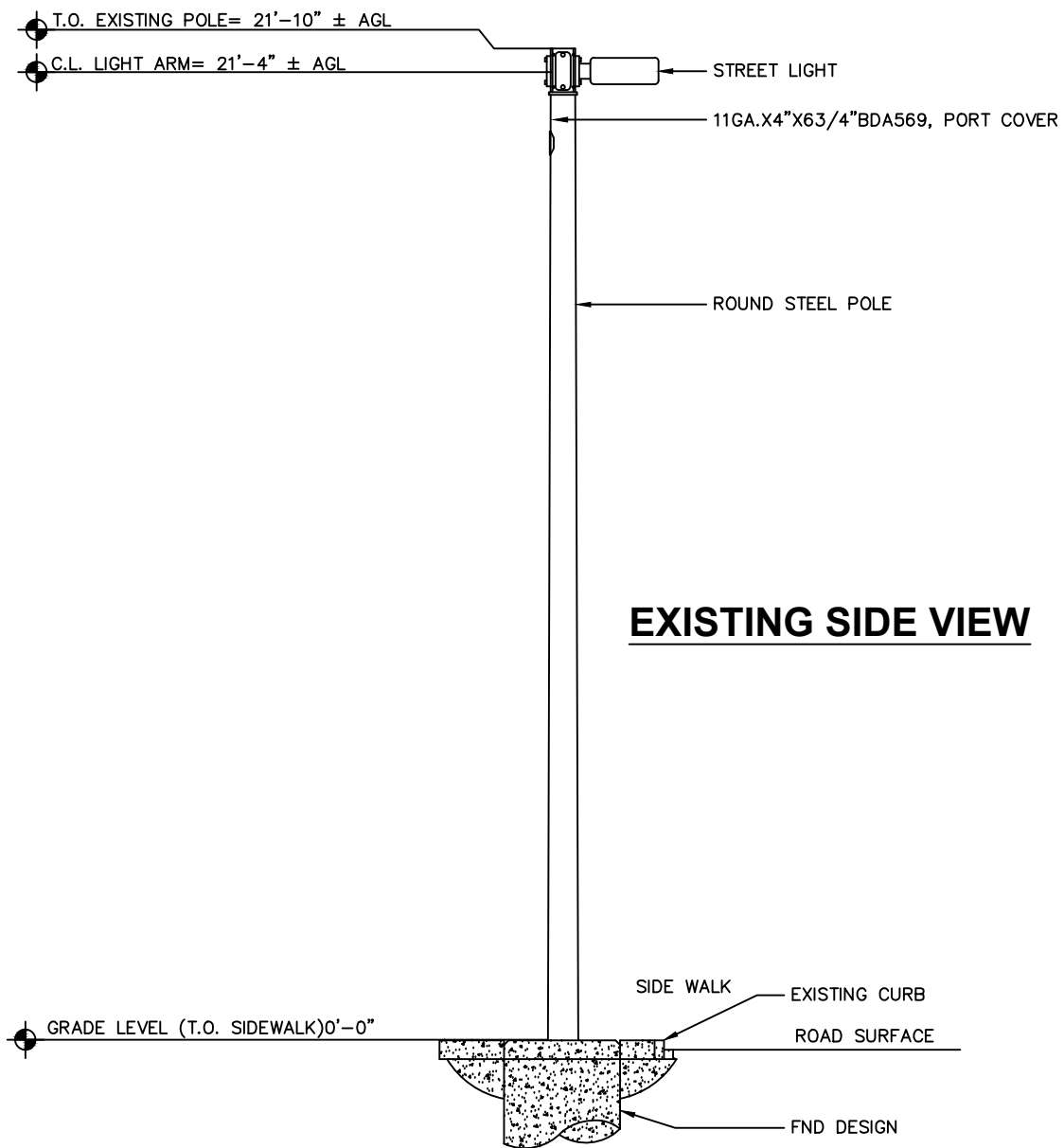
Date: XXX

Scale.: XXX

MAV No.: XXX

Project No.: XXX

Sheet No.: **A1**



**TYPICAL STREET LIGHT ELEVATIONS
N.T.S.**

Approved by:

PIC _____ Date: _____

Street Lighting _____ Date: _____



Maverick Corporation
One Westinghouse Plaza, Suite D6,
Boston Massachusetts, 02136



SCOPE OF WORK

- (1) Remove existing round steel pole
- (2) Install new steel light pole with proposed backhaul transport equipment.

REV.NO.	DATE	DESCRIPTION

REVISIONS

Site ID Candidate Letter:
XXXXXXXXXX

Cascade ID Candidate Letter:
XXXXXXXXXX

ADDRESS:
XXXXXXXXXX

Date: XXX

Scale.: XXX

MAV No.: XXX

Project No.: XXX

Sheet No.: **A2**